

// Application

Indoors and outdoors, in cable ducts, underground, in power or switching stations, local energy distributions, industrial plants, where there is no risk of mechanical damage.

// Construction

1. Solid or stranded copper conductor.
2. PVC insulation.
3. Filter
4. PVC outer jacket.

// Cable Summary

Max. operating temperature : 70°C
Max. short circuit temperature :

Cross section <300 mm : 160°C (max. 5 sec.)
Cross section >300 mm : 140°C (max. 5 sec.)

Rated voltage : 0.6/1 kV
Min. bending radius : 12 x D

D: Cable outer diameter

// Standards

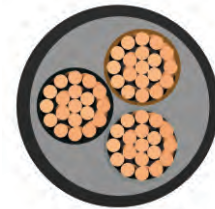
IEC 60502 | VDE 0276

// Code

YV-U | YV-R | CU/PVC/PVC | NYV

U: Solid Conductor

R: Stranded conductor




Electrical Properties					Dimensions & Weights			
DC Conductor Resistance @ 20 °C	Current Carrying Capacity				Nominal Cross Section	Overall Dia. (approx.)	Net Weight (approx.)	Delivery Length
	ohm/km	in Ground @ 20 °C	in Duct @ 20 °C	in Air @ 30 °C				
12.1000	26	-	-	18.5	3x1.5	12.0	200	1000
7.4100	34	-	-	25	3x2.5	13.0	250	1000
4.6100	44	-	-	34	3x4	14.5	340	1000
3.0800	56	-	-	43	3x6	15.5	425	1000
1.8300	75	-	-	60	3x10	18.5	620	1000
1.1500	98	-	-	80	3x16	20.5	835	1000
0.7270	128	-	-	106	3x25	24.0	1250	1000
0.5240	157	-	-	131	3x35	26.0	1600	1000
0.3870	185	-	-	159	3x50	29.5	2100	1000
0.2680	228	-	-	202	3x70	33.5	2900	1000
0.1930	275	-	-	244	3x95	38.0	3900	1000
0.1530	313	-	-	282	3x120	42.0	4800	1000
0.1240	353	-	-	324	3x150	46.0	5900	500
0.0991	399	-	-	371	3x185	51.0	7300	500
0.0754	464	-	-	436	3x240	58.0	9450	500
0.0601	524	-	-	481	3x300	65.0	11800	250
0.0470	600	-	-	560	3x400	71.0	15500	250
-	-	-	-	-	-	-	-	-
-	-	-	-	-	-	-	-	-



Laying / Installation method:

Linear | ○○○
Triangular | ○○○



// Application

Indoors and outdoors, in cable ducts, underground, in power or switching stations, local energy distributions, industrial plants, where there is no risk of mechanical damage.

// Construction

1. Solid or stranded copper conductor.
2. PVC insulation.
3. Filter
4. PVC outer jacket.

// Cable Summary

Max. operating temperature : 70°C
Max. short circuit temperature :

Cross section < 300 mm : 160°C (max. 5 sec.)
Cross section > 300 mm : 140°C (max. 5 sec.)

Rated voltage : 0.6/1 kV
Min. bending radius : 12 x D

D: Cable outer diameter


// Standards

IEC 60502 | VDE 0276

// Code

YV-U | YV-R | CU/PVC/PVC | NYU

U: Solid Conductor
R: Stranded conductor




Electrical Properties					Dimensions & Weights			
DC Conductor Resistance @ 20 °C	Current Carrying Capacity				Nominal Cross Section	Overall Dia. (approx.)	Net Weight (approx.)	Delivery Length
	ohm/km	in Ground @ 20 °C	in Duct @ 20 °C	in Air @ 30 °C				
12.1000	26	-	-	18.5	4x1.5	12.5	235	1000
7.4100	34	-	-	25	4x2.5	13.5	300	1000
4.6100	44	-	-	34	4x4	15.5	400	1000
3.0800	56	-	-	43	4x6	17.0	420	1000
1.8300	75	-	-	60	4x10	20.0	765	1000
1.1500	98	-	-	80	4x16	22.5	1050	1000
0.7270	128	-	-	106	4x25	26.0	1550	1000
0.5240	157	-	-	131	4x35	28.5	2000	1000
0.3870	185	-	-	159	4x50	33.0	2750	1000
0.2680	228	-	-	202	4x70	37.5	3750	1000
0.1930	275	-	-	244	4x95	42.5	5000	1000
0.1530	313	-	-	282	4x120	46.5	6200	1000
0.1240	353	-	-	324	4x150	51.5	7600	500
0.0991	399	-	-	371	4x185	57.0	9450	500
0.0754	464	-	-	436	4x240	65.0	12200	500
0.0601	524	-	-	481	4x300	73.0	15200	250
0.0470	600	-	-	560	4x400	79.0	19500	250
-	-	-	-	-	-	-	-	-
-	-	-	-	-	-	-	-	-



Laying / Installation method:

Linear | ○○○
Triangular | ○○○



// Application

Indoors and outdoors, in cable ducts, underground, in power or switching stations, local energy distributions, industrial plants, where there is no risk of mechanical damage.

// Construction

1. Solid or stranded copper conductor.
2. PVC insulation.
3. Filter
4. PVC outer jacket.

// Cable Summary

Max. operating temperature : 70°C
Max. short circuit temperature :

Cross section <300 mm : 160°C (max. 5 sec.)
Cross section >300 mm : 140°C (max. 5 sec.)

Rated voltage : 0.6/1 kV
Min. bending radius : 12 x D

D: Cable outer diameter


// Standards



IEC 60502 | VDE 0276

// Code

YV-R | CU/PVC/PVC | NYV


R: Stranded conductor



Electrical Properties					Dimensions & Weights			
DC Conductor Resistance @ 20 °C	Current Carrying Capacity				Nominal Cross Section	Overall Dia. (approx.)	Net Weight (approx.)	Delivery Length
	ohm/km	in Ground @ 20 °C	in Duct  @ 20 °C	in Air  @ 30 °C				
1.1500	98	-	-	80	3x16+10	21.5	970	1000
0.7270	128	-	-	106	3x25+16	25.0	1400	1000
0.5240	157	-	-	131	3x35+16	27.0	1750	1000
0.3870	158	-	-	159	3x50+25	31.0	2400	1000
0.2680	228	-	-	202	3x70+35	35.0	3300	1000
0.1930	275	-	-	244	3x95+50	40.0	4400	1000
0.1530	313	-	-	282	3x120+70	44.5	5550	500
0.1240	353	-	-	324	3x150+70	48.0	6550	500
0.0991	399	-	-	371	3x185+95	53.0	8200	500
0.0754	464	-	-	436	3x240+120	60.5	10600	500
0.0601	524	-	-	481	3x300+150	68.0	13100	250
0.0470	600	-	-	560	3x400+185	76.0	17000	250
-	-	-	-	-	-	-	-	-
-	-	-	-	-	-	-	-	-
-	-	-	-	-	-	-	-	-
-	-	-	-	-	-	-	-	-
-	-	-	-	-	-	-	-	-
-	-	-	-	-	-	-	-	-
-	-	-	-	-	-	-	-	-
-	-	-	-	-	-	-	-	-
-	-	-	-	-	-	-	-	-



Laying / Installation method:

Linear | 
 Triangular | 